



**HARACSI
VENDÉGHÁZ**

**Room Information
House Rules**

Haracsi Guesthouse

📍7477 Zselickisfalud-Suburban area 068/1 GPS: N 46° 24'32" E 17° 75'72"

✉SEFAG Zrt. – Hotel Kardosfa*** 7400 Kaposvár, Bajcsy-Zs. u. 21.

☎+3682 505190; +3682 505191; +3630 2047278

@haracsivendeghaz@kardosfa.hu

🌐www.hotelkardosfa.hu/haracsivendeghaz

Room information

2024



HARACSI VENDÉGHÁZ

Word of welcome

Dear Guest, Welcome to Haracsi Guesthouse!

We would like to inform you about the house rules of the building, our services and help you to make your stay with us as pleasant as possible.

Thank you!

Basic data

Accommodation name:	Haracsi Guesthouse
Accommodation address:	7477 Zselickisfalud, Kardosfapuszta 2.
Type of accommodation service:	other accommodation services for business purposes
Opening hours:	0-24 (all year)
Year of establishment:	2021
NTAK (National Tourism Data Supply Centre) ID:	6CFJ0WHA

Operator:	SEFAG Zrt.
Registered office:	7400 Kaposvár, Bajcsy-Zsilinszky utca 21.
Tax number:	11227003-2-14
Statistical code:	11227003-0210-114-14

Mailing address:	7400 Kaposvár, Bajcsy-Zsilinszky utca 21.
Website:	www.hotelkardosfa.hu/haracsivendeghaz
E-mail:	haracsivendeghaz@kardosfa.hu
Phone number:	+36 82 505 190 +36 70 / 3319 057

Haracsi Guesthouse

📍7477 Zselickisfalud-Suburban area 068/1 GPS: N 46° 24'32" E 17° 75'72"
✉SEFAG Zrt. – Hotel Kardosfa*** 7400 Kaposvár, Bajcsy-Zs. u. 21.
☎+3682 505190; +3682 505191; +3630 2047278
@haracsivendeghaz@kardosfa.hu
🌐www.hotelkardosfa.hu/haracsivendeghaz

Room information

2024

Hotel services and guest information A-Z

Ground floor accommodation with 3 rooms with 3 beds, a common kitchen and a common space (living room) for dining and relaxation.

The rooms are equipped with a single bed and a sofa bed that converts into a double bed. The rooms have a bathroom with shower cabin.

The living room has a double sofa bed, which can be converted into an extra bed on request.

Bed linen

Bed linen and towels are changed weekly for environmental and energy saving reasons!

Cots

Baby cots are available free of charge at the reception desk of Hotel Kardosfa.

ATM machine

OTP ATM	7477 Szenna, Rákóczi u. 1/a., Művelődési Ház (House of Culture)
K&H ATM	7400 Kaposvár Baross G. u. 2., MÁV Railway Station
Erste Bank ATM	7400 Kaposvár Baross Gábor út
CIB ATM	7400 Kaposvár Bereck S. u. 2
Raiffeisen Bank ATM	7400 Kaposvár Berzsenyi u. 1-3. Kaposvár Plaza

Check-in

Rooms can be occupied from 02.00 pm on the day of arrival.

We welcome our guests between 02.00 pm and 06.00 pm on the day of arrival. If you arrive later, please call us at +36 82 505 190 until 06.00 pm.

If a guest does not have an advance reservation, they can book the room at check-in by instant payment.

We also offer our guests an opportunity for an 'early arrival', which is available for an extra charge. Please fill in the registration form in order for us to comply with our legal obligations in Hungary.

Insects, spiders

Our tourist hostel performs regular insect control to ensure undisturbed relaxation of our guests. However, due to the proximity of the forest environment, you may still encounter them, so we apologise for this. Upon request, our colleagues are readily available to remove any "intruders".

Envelopes, stationery

Found in the living room.

COVID-19

The hotel is committed to protecting the health of our guests and employees, so we take all necessary precautions.

Our detailed and up-to-date information brochures, COVID-19 HOUSE RULES, is available in printed form at the hotel reception and in digital form on our website.

Boot wash

Located in the back courtyard, a brush on either side can be used to scrub off the toughest dirt.

Smoking

Smoking is prohibited in the building! All our rooms are non-smoking. Smoking is only allowed in designated areas. Guests will be held liable for damages caused to the furnishings due to smoking.

Electricity

In Hungary, the mains voltage is 220 - 240 V / 50 Hz. Type of socket in the building: Type F, which provides double-sided grounding. For safe use of other types of electronic devices, an adapter suitable for international use will be provided by us on request.

Electronic devices

The electrical network has been designed taking into account the energy consumption of the devices installed/secured by the operator.

The use of electrical appliances brought from home is prohibited at the accommodation, except for the use of electrical appliances for personal hygiene purposes (e.g. electric shavers, toothbrushes, hairdryers and similar), as well as laptops, telephones, video cameras and photo cameras. Otherwise, the guest will be liable to pay compensation for any damage caused by the use of such devices.

First aid

The reception of Kardosfa Hotel has a first-aid kit to help you assist quickly with injuries.

Lost/found items

Please inform the reception staff at Hotel Kardosfa immediately. According to our regulations, all items found are kept for 3 months. Within this time, we can mail them upon request if you pay for the postage. If you have provided your real contact details on the registration form, we can notify you about any items forgotten in the room.

Night rest

Please refrain from noisy activity between 9:00 p.m. and 8:00 a.m. to ensure the calm of our guests.

Arrival

The room can be occupied from 02.00 pm on the day of arrival. Please fill in the registration form accurately in order for us to comply with the requirements of Hungarian legislation.

It will reduce the time it takes to check out later if you indicate your billing request at the time of check-in (to what name it should be issued, the way you wish to settle the invoice, etc.). After check-in, we will provide our guests with a key card that opens the room. Depending on the occupancy of the hotel, we can make the room available to our guests prior to 02.00 pm, at the earliest from 11.00 am.

Dining

Our guesthouse has a well-equipped kitchen and a dining table in the living room, please use this room for meals. We are not able to provide the ingredients for cooking.

In addition to A'la Carte meals, breakfast, half board and full board are available at the adjacent Hotel Kardosfa Restaurant.

Photocopying

Photocopying and printing services are available at the reception of Hotel Kardosfa for a fee. Please ask reception for help and information about the relevant conditions.

Payment methods

Payment can be made in cash (HUF and EUR), credit card (VISA, Eurocard / Mastercard / Maestro /Amex accepted) and OTP, MKB and K&H SZÉP card.

Heating / cooling

Inverter air conditioner is available in all rooms. The appliance is operated properly when doors and windows are closed, the desired temperature can be set on the control panel located on the wall. The recommended heating/cooling temperature is 22 – 26 C°.

This temperature range provides a pleasant feeling of comfort.

Please contact Reception in case of any settings problems.

Air conditioning instructions can be found on page 14.

Please use the fireplace in the living room with care.

Instructions for use of the fireplace can be found on page 13.

Leaving the living room, a gas-fired radiator is located on the back terrace, under which you can enjoy a nice conversation in cooler weather.

Instructions for use can be found on [page 12](#).

Children

We call parents' attention to the need for increased parental supervision, for the safety of their children! Any damage caused by children must be compensated by the parent!

Medications/Pharmacy

In justified cases, at the reception of the Kardosfa Hotel you can find essential medicines available without prescription (e.g. antipyretics and analgesics). Please do not hesitate to contact reception if you have a health problem.

Reception will provide you with information on pharmacies on duty.

e.g.:

Arany Kígyó Pharmacy

7400 Kaposvár, Cseri út 47.

Korona Pharmacy

7400 Kaposvár, Kossuth tér 4.

Waste

Household rubbish can be collected in the bins in the kitchen and bathrooms (the bin bag is in the cupboard next to the fridge).

Internet

Free Internet access is available in the whole area of the hotel and in some parts of the park via WIFI, the code for which you can ask for from the reception staff at Hotel Kardosfa.

Stationery and notepad

Found in the living room.

Church services

For more information about the starting times of the church services and the addresses of the churches, please contact the reception desk of Hotel Kardosfa.

Camera system

For the safety of our guests, there is a camera surveillance system around the Haracsi Guesthouse and Hotel Kardosfa, as well as in the parking lots and on the outside street fronts.

Maintenance

Please notify the reception of Hotel Kardosfa if any equipment in the building is not working or needs repair.

Damages

Any damage caused by you in your room during your stay at Haracsi Guesthouse and Hotel Kardosfa is at your own risk. The operator is entitled to charge you for the repair or replacement costs.

Rent a Bike

Orders for bicycles are taken at the reception desk of Hotel Kardosfa. Due to the limited number of bicycles available, we kindly ask our guests to notify us of their request the day before.

Bicycle repair rack

The public bicycle repair rack has the tools you need to repair minor faults on your bicycle.

Pets

Guests arriving with small "pets" (dog, cat) are kindly requested to inform Reception in advance of the arrival of their pet. For the sake of relaxation of our favourites and our Guests, please bring your animal with the appropriate documentation and devices required for them (such as collar, leash, pet carrier, muzzle) for your stay.

Haracsi Guesthouse

📍7477 Zselickisfalud-Suburban area 068/1 GPS: N 46° 24'32" E 17° 75'72"

✉SEFAG Zrt. – Hotel Kardosfa*** 7400 Kaposvár, Bajcsy-Zs. u. 21.

☎+3682 505190; +3682 505191; +3630 2047278

@haracsivendeghaz@kardosfa.hu

🌐www.hotelkardosfa.hu/haracsivendeghaz

Room information

2024

No plates or food are provided by us for pets.
Dogs should only be walked on a leash in the forest.

Kitchen

The tourist hostel has a well-equipped kitchen suitable for preparing hot meals.

Please note that ingredients are not provided.

The following equipment is available in the kitchen:

- Refrigerator
- Induction cooker hob
- Dishwasher
- Dinner set, cutlery, glasses and coffee set
- pots, pans and basic cooking utensils (knives, strainers, wooden spoons, mixing bowls, pots and pans)
- coffee machine
- kettles
- toaster
- microwave oven
- dishwashing liquid, paper towels, dishwashing sponges, dishwasher tablets,

We kindly ask our guests to wash the used dishes and remove perishable food from the fridge before leaving!

Key card

If you are in the room, please insert the card into the card holder located on the wall next to the door, "Room guard", which will provide the room with electricity.

When you leave the room, please take your card with you in all cases.

We kindly ask our guests to pay attention to the integrity of the card.

Key card holder/Room guard

Located next to the room door. Please insert your card in the holder slot so that the electrical appliances and luminaires can function in your room. The presence of electric power is indicated by the green light on the card holder.

Receiving guests

The guesthouse is available for the number of guests indicated in the order. The accommodation provider has the right to check, without prior notice, whether the accommodation is occupied by the number of guests paid for.

In the guest house, guests can receive visitors in the common area of the guest house and Hotel Kardosfa after prior arrangement with the owner.

Visitor(s) can only enter the guest room after checking in at Reception and cannot stay in the room after 8 pm. In case of violation of this rule, Reception will charge an accommodation fee according to the current price list.

The guest is responsible for the behaviour of the visitor, including any damage caused.

Sights and programs

Information brochures and programme booklets are available at the reception desk of Hotel Kardosfa in the lobby, and our reception staff will be happy to provide you with further information.

Massage:

Please indicate your massage needs upon room reservation. Please contact our receptionist for current prices and the booking of appointments.

Escape route

Haracsi Guesthouse

📍7477 Zselickisfalud-Suburban area 068/1 GPS: N 46° 24'32" E 17° 75'72"

✉SEFAG Zrt. – Hotel Kardosfa*** 7400 Kaposvár, Bajcsy-Zs. u. 21.

☎+3682 505190; +3682 505191; +3630 2047278

@haracsivendeghaz@kardosfa.hu

🌐www.hotelkardosfa.hu/haracsivendeghaz

Room information

2024



HARACSI VENDÉGHÁZ

In case of a fire alarm, please immediately leave the building. The escape route is displayed on the entrance door of the room.

Please follow the instructions of the staff in the event of a potential evacuation.

Laundry service

If you leave your clothes at the reception desk of Hotel Kardosfa before 9:00 a.m., we will send your clean clothes to your room by arrangement. Please use the laundry bag in your room. For more information about our current prices, please contact reception. Please only have clothes washed that do not require special care.

Outdoor kitchen

Access is from the rear courtyard which has everything you would expect from a kitchen: a large work surface, sink, fridge, barbecue and a two-burner stove. A stylish, weatherproof environment to enjoy outdoor cooking

The gas cookers are for use only when intended and must not be left unattended.

Gas cylinders must be closed after use!

Instructions for the use of gas fires can be found on page 12.

We kindly ask our guests to wash the used dishes/equipment before leaving and to remove perishable food from the fridge!

Doors or windows

Keep the room/building doors and windows closed at all times, and when leaving the room, please also close the doors and windows.

Medical emergency

The telephone number for the single primary care emergency system for both adults and children is uniformly: 1830. During the call, an ambulance service professional will assess the patient's condition and offer the best solution for the given situation. This may include advice by telephone, referral to a care centre, sending a physician on call or, in an emergency, alerting an ambulance. The single on-call system is available between 4 pm and 8 am on weekdays and a 24-hour service on weekends and public holidays.

Complaints

If you have any complaints or comments, please contact the reception of Kardosfa Hotel during your stay in order for us to be able to resolve any problems as soon as possible.

Parking spaces

Free parking is provided in our partially monitored car park. When parking, please pay attention to best possible use of parking spaces. Our car park is unguarded, we do not assume any responsibility for any potential damages.

Cushion blanket

Found in the room and in the living room.

Mail

Postal items will be forwarded by the reception of Hotel Kardosfa for a fee. You will find envelopes, letterheads, stationery in your in-room folder and at the Haracsi House.

Radio

You can listen to the radio through the television.

Clothing

We ask our guests to comply with the general rules of the dress code. It is not possible to stay in the restaurant in bathrobes or bathing suits for consumption purposes.

Haracsi Guesthouse

📍7477 Zselickisfalud-Suburban area 068/1 GPS: N 46° 24'32" E 17° 75'72"

✉SEFAG Zrt. – Hotel Kardosfa*** 7400 Kaposvár, Bajcsy-Zs. u. 21.

☎+3682 505190; +3682 505191; +3630 2047278

@haracsivendeghaz@kardosfa.hu

🌐www.hotelkardosfa.hu/haracsivendeghaz

Room information

2024

Sports equipment, games:

For tennis courts, badminton equipment, board games and cards for recreation, please contact the Hotel Kardosfa reception. Hiking sticks and picnic bags are also available at the hotel for rent.

IT support service

Our system administrator will be happy to assist our guests in solving computing problems between 08.00 am and 04.00 pm on business days.

Cleaning

Cleaning:

- a) guest room at least once a week, with simultaneous change of bed linen and towels.
(bed linen: 1 duvet, 1 pillow per person, towel: 1 hand towel, 1 large towel per person), always before the arrival of new guests,
b) cleaning of common areas (kitchen, living room, hall, common toilets) every day.
Our housekeeping staff cleans the rooms between 06.00 am and 02.00 pm.

Extra cleaning fees are charged if the room furniture, carpets, textiles, curtains cannot be cleaned due to contamination that cannot be removed by standard cleaning.

Blanket

Please contact reception for additional blankets.

Departure

We request that you leave your room by 11 am on the day of your departure. Should you wish to continue using the accommodation, an extra charge will apply, subject to availability.
Our receptionists can provide information about the possibilities.

Phone

The telephone extensions listed in the table can be dialled directly from the telephone set in the lobby free of charge.

Extension	Room	Extension	Room	Extension	Room
101	1	109	9	217	17
102	2	110	10	218	18
103	3	111	11	219	19
104	4	112	12	220	20
105	5	213	13	221	21
106	6	214	14	222	22
107	7	215	15	223	23
108	8	216	16	115	Restaurant
				100	Reception

Television

The living room is equipped with a modern LCD TV with pre-programmed TV and radio channels. Programs are free of charge.

Map

In the lobby of the reception area of Kardosfa Hotel you will find an information map of the nearby sights.

A map of eight hiking trails leaving from the hotel is available online and a printed version can be requested at reception.

<https://hotelkardosfa.hu/szallodankrol/programok/turak>

**Haracsi Guesthouse**

7477 Zselickisfalud-Suburban area 068/1 GPS: N 46° 24'32" E 17° 75'72"

SEFAG Zrt. – Hotel Kardosfa*** 7400 Kaposvár, Bajcsy-Zs. u. 21.

+3682 505190; +3682 505191; +3630 2047278

@haracsivendeghaz@kardosfa.hu

www.hotelkardosfa.hu/haracsivendeghaz

Room information

2024

Towels

For the comfort of our guests, 1 terry bath towel 100cm x 150cm, 1 terry towel 50cm x 100cm and 1 terry bath mat 50cm x 75cm per person per room. Detailed information on changing towels can be found in the bathroom.

The hotel is entitled to invoice guests for textiles missing from the room after departure.

Call-on telephone number

In the event of an accident or an extraordinary incident, the accommodation provider must be notified immediately by calling one of the following telephone numbers.

Reception desk and on-call telephone numbers: +3682 505190; +3682 505191; +3630 2047278, or please call extension 100 from the phone in the living room.

Fire safety

It is prohibited to store flammable or explosive materials in the guest room.

Fires may only be lit in the designated fireplace, in accordance with the fire safety regulations. It is necessary to place extinguishing agents (a bucket of water) next to the fire and to remove flammable materials from the immediate vicinity of the fire.

In case of fire, Guest must immediately notify the Fire Department (105) or the Service Provider on one of the telephone numbers +3682 505190; +3682 505191; +3630 2047278 or call extension 100 from the telephone in the living room.

Before leaving the fireplace, please make sure that the fire has been extinguished.

Burning anything other than firewood and paper is **STRICTLY FORBIDDEN!**

Children must be under parental supervision in the vicinity of the fireplace!

Please take care of the utensils used for grilling, barbecuing and skewering and clean them after use.

24-hour reception / On-call service

Our reception staff at Hotel Kardosfa is available every day 24/7, both personally and by phone.

In the event of an accident or an extraordinary incident, the accommodation provider must be notified immediately by calling one of the following telephone numbers.

Reception desk and on-call telephone numbers: +3682 505190; +3682 505191; +3630 2047278, or please call extension 100 from the phone in the living room.

Annexes

Instructions for use of gas appliances

Ignition for GRILL

Press the button and turn it counterclockwise until it reaches the desired position. Wait 20 seconds until all the air to escape from the tubes and then press the piezoelectric button until the ignition flame is lit. After 5 seconds, turn the button to the desired position.

Ignition flame submission for STOVE

Press the button and turn it counterclockwise until it reaches the desired position. Wait 20 seconds for all the air to escape from the tubes and then light the burner using a match or other suitable tool. After 5 seconds, turn the button to the desired position. Repeat the operation when the ignition flame goes out.

Gas fired terrace heater

1. Open the gas tap.
2. Push the control knob in (but do not turn it yet!) and hold it for about 10 seconds in the position in which it cannot be turned. Then press the ignition button repeatedly!
3. After the pilot flame has ignited, keep the button pressed for another 10 seconds to activate the thermoelectric flame arrestor system. Then turn the controller to the correct position!
4. If ignition fails, turn the controller back to "●" and repeat the process after about 3 minutes!
5. Set the controller to the desired heat output!
6. To temporarily stop the heating, first carefully close the controller, but do not extinguish the pilot flame! The pilot flame allows you to quickly and conveniently relight the burner at any time if necessary.
7. To finish heating, first turn off the gas tap and return the controller to the "●" position!

Gas fired cookers/appliances must only be used for their intended purpose and must not be left unattended!

Gas cylinders must be closed after use!

Fireplace instructions for use

The ignition procedure is as follows:

- The ashes from the previous firing must be removed.
- The air control shutters at the bottom of the door must be in the open position.
- After reinserting the ash tray, place a finger-thick piece of dry kindling in the firebox and place about 3 kg of firewood on top.
- Then light the kindling with paper by under-lighting.
- Open the door wide for 5-10 minutes and close it completely
- For even heating, combustion air must be continuously supplied through the controller.

Prohibited fuels

The use of any fuel other than wood is FORBIDDEN!

FORBIDDEN FUELS:

- Mineral, hard fuels (all types of coal) This appliance is not designed to accumulate large amounts of carbon monoxide which would cause serious malfunction (death) to the user.
- Combustible mineral liquids (petrol, diesel, chemical solvents, oils, etc.)
- Alcohol for ignition
- Paper or cardboard






Air Conditioner Instruction Manual

1. ON/OFF button

For switching on and off of the device.

2. MODE button

Press to select between different modes:

-  automatic
-  cooling
-  dehumidification
-  fan
-  heating

AUTO mode is the default mode on powering-up. In AUTO mode, the temperature is not displayed.

3. FAN button

Press to adjust the fan speed as follows:

4. TURBO button

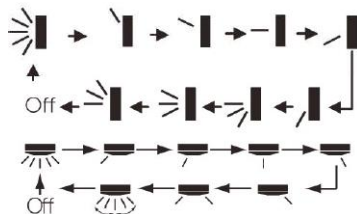
Press to request rapid cooling or heating, the fan will switch to TURBO mode.

5. TURBO "UP-DOWN" button to turn the TURBO up or down

Press the buttons to increase or decrease the set temperature. If held down for 2 seconds, the temperature can be quickly adjusted.

6.-7. SWING button

Horizontal and vertical blade adjustment
In "swing" mode, you can choose between the following blowing angles:



(Horizontal blade adjustment is only available for certain models.)

8. SLEEP button

Press to switch night modes on or off. The setting is cleared when the unit is switched off. Detailed description on the following pages.

9. I FEEL button


Press to activate the temperature sensor on the infrared remote control to set the room temperature according to the user's situation.



10. TIMER-ON / TIMER-OFF button

The T-ON button is used to time the switch-on and the T-OFF button to time the switch-off. Press this button once to display the timer. You can then use the "+" and "-" buttons to set the desired time. (If pressed continuously, the time changes faster.) Then press the button again to save the setting. The remote control will immediately send a signal to the device and the flashing will stop. To turn the function off, press the previous button again.

11. CLOCK button

Press to set the clock. The  signal will flash. Within 5 seconds, use the "+" or "-" buttons to set the time, then press the CLOCK button again to confirm.

12. QUIET button

Press this button to switch the device to silent mode. The fan switches to the lowest speed.


13. WIFI button

Press and hold for 3 sec to switch the WIFI unit in the appliance on or off.



In off mode, pressing the **MODE** and **WIFI** buttons together will reset the WIFI function. By default, the network name is an 8-digit number and letter combination: password: **12345678**.

The device can be controlled with the "EWPE Smart" app, which can be downloaded for Android and iOS. For more information please visit <https://syen.hu/>.




14. LIGHT button

For switching the indoor unit display lighting on and off. On status is indicated by an  icon.

15. button

Press to activate the 'healthy' function () the unit's cold plasma generator is switched on. The 'air' function () is not available on sidewall models.

16. TEMP button

The set temperature can be selected to display either the  room temperature  or the outdoor temperature . The outdoor temperature may not be displayed on all models.

X-FAN function:




In cooling or dehumidification mode, press and hold the "FAN button" depressed.

It dries off moisture on the laminae of the indoor unit to avoid fungus growth.

X-FAN on: If the device is switched off in cooling or dehumidification mode, the device will run the fan at low speed for about 2 minutes and then switch off.




COOLING MODE

Depending on the difference between the temperature in the room and the set desired temperature, the unit controls whether or not to cool. If the room temperature is higher than the set temperature, the compressor will run. If it is lower, the compressor stops and only the fan motor of the indoor unit operates. The set temperature can be between 16 and 30 degrees Celsius.

1. Press the "on/off" button marked 1 to switch on the device.
2. Press the "MODE" button to select the cooling  mode.
3. Press the "" button to select the direction of the air deflection of the air diffusers.
4. Use the "FAN" button to set the fan speed. 
5. Use the "+" and "-" buttons to set the desired temperature.



HEATING MODE

If the temperature in the room is lower than the set temperature, the compressor is running. If it is higher, the compressor and the fan motor of the outdoor and indoor unit will stop. The air diffuser motor will set the air diffuser blade to horizontal. The set temperature can be between 16 and 30 degrees Celsius.




1. Press the "on/off" button marked 1 to switch on the device.
2. Select the heating  mode by pressing the "MODE" button.
3. Press the "" button to select the direction of the air deflection of the air diffusers.
4. Use the "FAN" button to set the fan speed. 
5. Use the "+" and "-" buttons to set the desired temperature. 24°C

DEHUMIDIFICATION MODE


If the room temperature is lower than the set temperature, the compressor and the fan motor of the outdoor and indoor units will stop. If the room temperature is +/- 2 degrees Celsius around the set temperature, the air conditioner will dehumidify the air. If the room temperature is higher than the set temperature, the air conditioner switches to cooling mode. The set temperature can be between 16 and 30 degrees Celsius.

1. Press the "on/off" button marked 1 to switch on the device.
2. Press the "MODE" button to select the dehumidification  mode.
3. Press the "" button to select the direction of the air deflection of the air diffusers.
4. The fan speed cannot be adjusted in dehumidification mode. AUTO
5. Use the "+" and the buttons to set the desired temperature. 24°C

AUTOMATIC MODE

In automatic mode the unit automatically switches to cooling, heating or fan mode depending on the room temperature.   

In automatic mode, the required temperature is 20/25°C, this value cannot be adjusted.

1. Press the "on/off" button marked 1 to switch on the device.
2. Select the automatic  mode by pressing the "MODE" button.
3. The temperature is set automatically and the fan speed remains adjustable. AUTO

Word of welcome.....	2
Basic data.....	2
Hotel services and guest information A-Z.....	3
Bed linen.....	3
Cots.....	3
ATM machine.....	3
Check-in.....	3
Insects, spiders.....	3
Envelopes, stationery.....	3
COVID-19.....	3
Boot wash.....	3
Smoking.....	3
Electricity.....	3
Electronic devices.....	4
First aid.....	4
Lost/found items.....	4
Night rest.....	4
Arrival.....	4
Photocopying.....	4
Payment methods.....	4
Heating / cooling.....	4
Children.....	5
Medications/Pharmacy.....	5
Waste.....	5
Stationery and notepad.....	5
Church services.....	5
Camera system.....	5
Maintenance.....	5
Damages.....	5
Rent a Bike.....	5
Bicycle repair rack.....	5
Pets.....	5
Key card.....	6
Key card holder/Room guard.....	6
Receiving guests.....	6
Sights and programs.....	6
Escape route.....	6
Laundry service.....	7
Outdoor kitchen.....	7
Doors or windows.....	7
Medical emergency.....	7
Complaints.....	7
Parking spaces.....	7
Cushion blanket.....	7
Mail.....	7
Radio.....	7
Clothing.....	7
Sports equipment, games:.....	8
IT support service.....	8
Cleaning.....	8
Blanket.....	8
Departure.....	8
Phone.....	8
Television.....	8
Map.....	8
Towels.....	9
Call-on telephone number.....	9
Fire safety.....	9
24-hour reception / On-call service.....	9
Annexes.....	10
Instructions for use of gas appliances.....	10
Fireplace instructions for use.....	11
Air Conditioner Instruction Manual.....	12

Haracsi Guesthouse

📍7477 Zselickisfalud-Suburban area 068/1 GPS: N 46° 24'32" E 17° 75'72"

✉SEFAG Zrt. – Hotel Kardosfa*** 7400 Kaposvár, Bajcsy-Zs. u. 21.

☎+3682 505190; +3682 505191; +3630 2047278

@haracsivendeghaz@kardosfa.hu

🌐www.hotelkardosfa.hu/haracsivendeghaz

Room information

2024